

S.1 English Builder Assignment (2/3/2020)

Complete the following exercises in English Builder.

English Builder: <http://www.wiseman.com.hk>

Themes:

1. Technology / Do Robots Take Away Jobs?

Are Robots our Friends or Enemies – Listening

Are Robots our Friends or Enemies – Reading

2. Stay Healthy, Stay Equipped (EB Level 1 -Holiday)

The Global Fight against the Novel Coronavirus - From Animals to Humans – Listening

The Global Fight against the Novel Coronavirus - From Animals to Humans – Reading

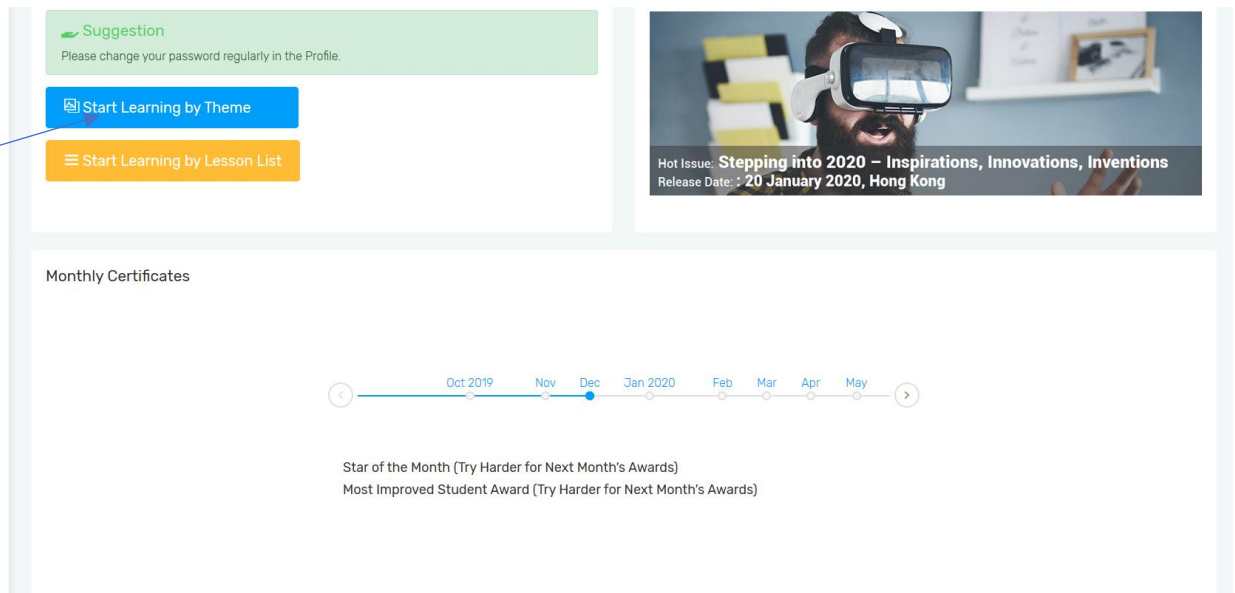
Instructions:

2. Theme 1: Technology / Do Robots Take Away Jobs?

Step 1: Choose 'EB Level 1'.



Step 2: Choose 'Start Learning by Theme'



Step 3: Choose 'Technology'.

Themes

Home > EB Select Level > Dashboard > Themes

The 'Themes' page displays a grid of 12 categories, each with a representative image and a title. The categories are: Hot Issues, Cultures of the World, Debate, Nature and Environment, Poems and Songs, Popular Culture, Short Stories, Social Issues, Sports Communication, Technology, and The Individual and Society. A blue arrow points from the bottom left towards the 'Technology' category.

© 2004 - 2020 Wiseman Education. All rights reserved.

Step 4: Choose 'Do Robots Take Away Jobs?'.

Technology

Home > EB Select Level > Dashboard > Theme > Technology

Legend

- Teacher's Pick
- Bonus

The 'Technology' theme page features a grid of lesson cards. Each card includes a title, a representative image, and the number of lessons. The cards are: 'The Pokémon Potential' (4 Lessons), 'Are You Ready for Amazon Go?' (4 Lessons), 'Future Predictions' (4 Lessons), 'Inventions' (4 Lessons), 'Do Robots Take Away Jobs?' (4 Lessons), and 'Rise of the Robots' (4 Lessons). A blue arrow points from the bottom left towards the 'Do Robots Take Away Jobs?' lesson card.

© 2004 - 2020 Wiseman Education. All rights reserved.

Step 5: Finish the Reading and Listening exercises.

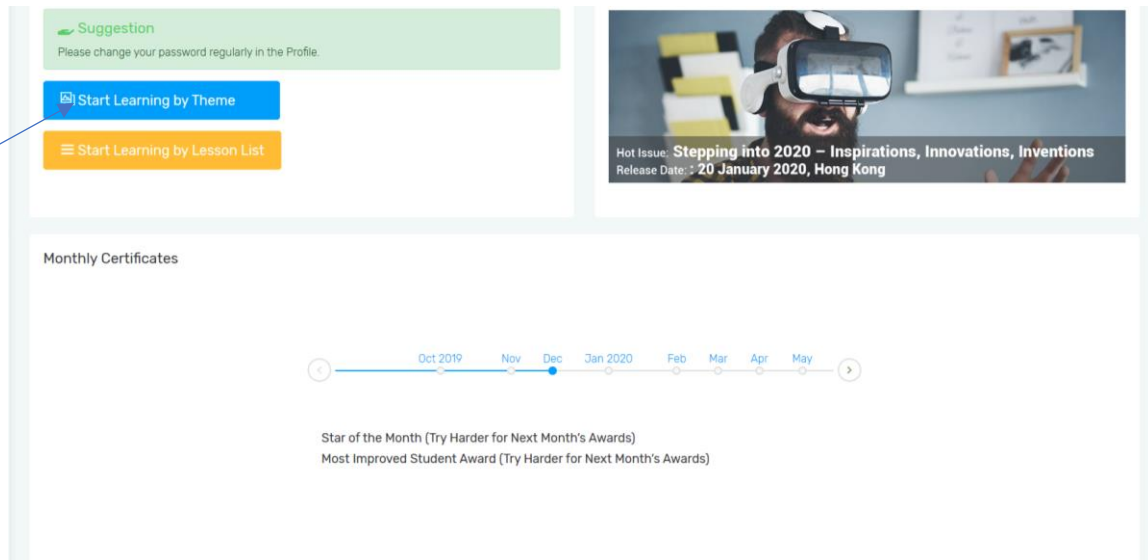
The screenshot shows a user interface for a learning management system. At the top, the title is "Do Robots Take Away Jobs? - Are Robots our Friends or Enemies". Below the title is a breadcrumb trail: "Home > EB Select Level > Dashboard > Theme > Technology > Do Robots Take Away Jobs? - Are Robots our Friends or Enemies". A legend bar contains icons for "Teacher's Pick", "Bonus", "Coming Soon/Lock", "New", "Incomplete", "Completed", and "Completed (late submission)". Below the legend are four exercise category cards: "Listening" (16 likes), "Reading" (17 likes), "Speaking" (14 likes), and "Writing" (15 likes). Each card has a blue icon, a thumbs-up icon with a number, and a yellow star icon. Two blue arrows point to the "Listening" and "Reading" cards. At the bottom left, there is a copyright notice: "© 2004 - 2020 Wiseman Education. All rights reserved."

Theme 2: Stay Healthy, Stay Equipped (EB Level 1 -Holiday)

Step 1: Choose 'EB Level 1 (Holiday)'.

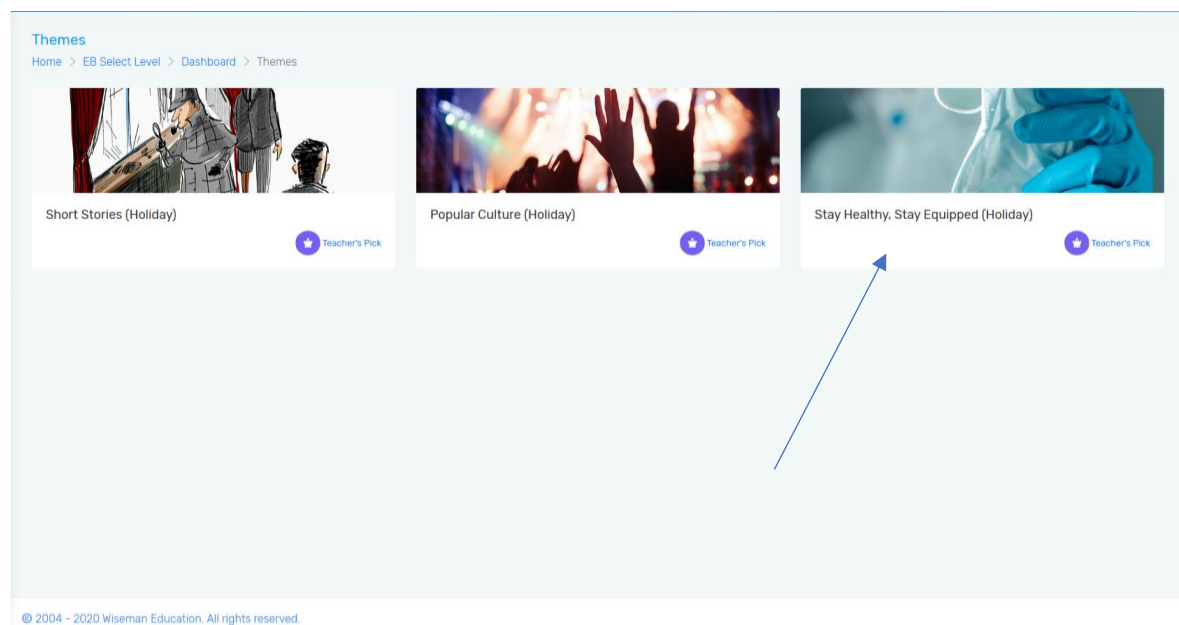
The screenshot shows a "Select Your Level" interface. At the top, it says "Home" and "Please select your level." Below this are several colored buttons representing different levels: "EB Level 1 (Holiday)" (red), "EB Level 2 (Holiday)" (yellow), "EB Level 4 (Holiday)" (green), "EB Level 1" (red), "EB Level 2" (yellow), "EB Level 4" (green), and "EB Level 6" (purple). A blue arrow points to the "EB Level 1 (Holiday)" button. At the bottom left, there is a copyright notice: "© 2004 - 2020 Wiseman Education. All rights reserved."

Step2: Choose 'Start Learning by Theme'.



The screenshot shows a user interface with a green suggestion box at the top left that says "Suggestion Please change your password regularly in the Profile." Below it are two buttons: "Start Learning by Theme" (blue) and "Start Learning by Lesson List" (orange). A blue arrow points to the "Start Learning by Theme" button. To the right is a banner for a "Hot Issue: Stepping into 2020 – Inspirations, Innovations, Inventions" with a release date of "20 January 2020, Hong Kong". Below the banner is a "Monthly Certificates" section with a timeline from Oct 2019 to May 2020. The current month, Dec, is highlighted. Below the timeline, it says "Star of the Month (Try Harder for Next Month's Awards)" and "Most Improved Student Award (Try Harder for Next Month's Awards)".

Step 3: Choose 'Stay Healthy, Stay Equipped (Holiday)'.



The screenshot shows a "Themes" page with a breadcrumb trail: "Home > EB Select Level > Dashboard > Themes". There are three theme cards, each with a "Teacher's Pick" star icon. The first card is "Short Stories (Holiday)" with an illustration of a man in a hat. The second card is "Popular Culture (Holiday)" with a photo of people at a concert. The third card is "Stay Healthy, Stay Equipped (Holiday)" with a photo of a person wearing a face mask. A blue arrow points to the "Stay Healthy, Stay Equipped (Holiday)" card. At the bottom left, there is a copyright notice: "© 2004 - 2020 Wiseman Education. All rights reserved."

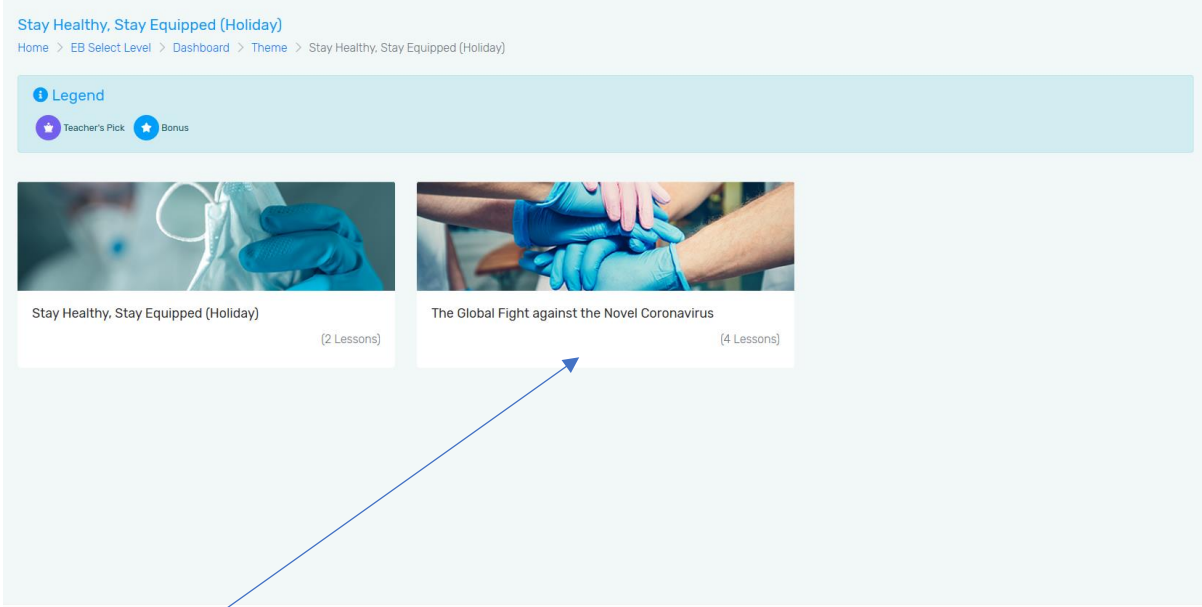
Step 4: Choose 'The Global Fight against the Novel Coronavirus'.

Stay Healthy, Stay Equipped (Holiday)

Home > EB Select Level > Dashboard > Theme > Stay Healthy, Stay Equipped (Holiday)

Legend

- Teacher's Pick
- Bonus



Stay Healthy, Stay Equipped (Holiday) (2 Lessons)

The Global Fight against the Novel Coronavirus (4 Lessons)

© 2004 - 2020 Wiseman Education. All rights reserved.

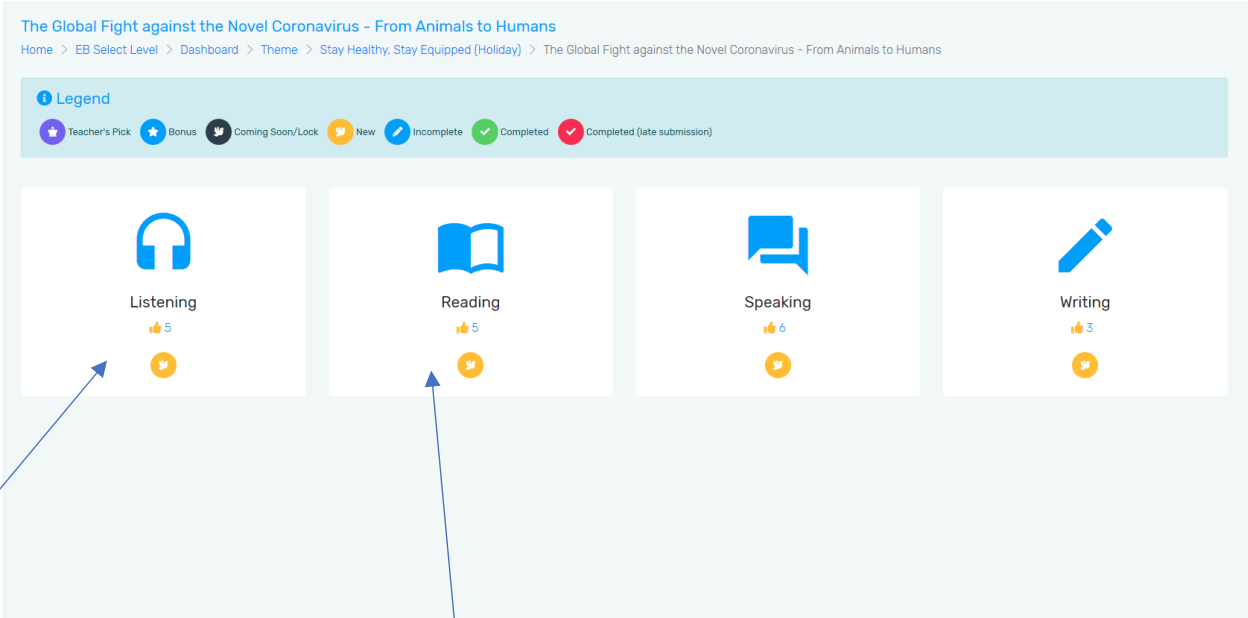
Step 5: Finish the Reading and Listening exercises.

The Global Fight against the Novel Coronavirus - From Animals to Humans

Home > EB Select Level > Dashboard > Theme > Stay Healthy, Stay Equipped (Holiday) > The Global Fight against the Novel Coronavirus - From Animals to Humans

Legend

- Teacher's Pick
- Bonus
- Coming Soon/Lock
- New
- Incomplete
- Completed
- Completed (late submission)



Listening (5 likes)

Reading (5 likes)

Speaking (6 likes)

Writing (3 likes)

© 2004 - 2020 Wiseman Education. All rights reserved.